

BROCHURE

4 SAFE USE OF PESTICIDES

INSTRUCTIONS AFTER APPLICATION



This brochure is made available by the COLEAD to fruit and vegetable producers and exporters in the ACP (Africa, Caribbean, Pacific) countries. The instructions illustrated in the following pages are meant for those who supervise and are responsible for the application of pesticides.

This brochure contains instructions for planning and calibration and environmental protection recommendations. It explains a simple method for determining accurately the volume applied per hectare and the product dosage to be prepared for effective treatment.

Brochures on other subject areas are also available from (www.colead.link).

This publication has been developed by the Fit For Market + programme, implemented by COLEAD within the framework of the Development Cooperation between the Organisation of African, Caribbean and Pacific States (OACPS) and the European Union (EU). It should be noted that the information presented does not necessarily reflect the views of the donors.

This publication is part of a collection of COLEAD resources, which consists of online and offline educational and technical tools and materials. All of these tools and methods are the result of more than 20 years of experience and have been developed progressively through COLEAD's technical assistance programmes, notably in the framework of development cooperation between the OACPS and the EU.

The use of particular designations of countries or territories does not imply any judgement on the part of COLEAD concerning the legal status of these countries or territories, their authorities and institutions or the delimitation of their frontiers.

The content of this publication is provided in a «currently available» form. COLEAD makes no warranty, direct or implied, as to the accuracy, completeness, reliability or suitability of the information at a later date. COLEAD reserves the right to change the content of this publication at any time without notice. The content may contain errors, omissions or inaccuracies, and COLEAD cannot guarantee the accuracy or completeness of the content.

COLEAD cannot guarantee that the content of this publication will always be current or suitable for any particular purpose. Any use of the content is at the user's own risk and the user is solely responsible for the interpretation and use of the information provided.

COLEAD accepts no liability for any loss or damage of any kind arising from the use of, or inability to use, the content of this publication, including but not limited to direct, indirect, special, incidental or consequential damages, loss of profits, loss of data, loss of opportunity, loss of reputation, or any other economic or commercial loss.

This publication may contain hyperlinks. Links to non-COLEAD sites/platforms are provided solely for the information of COLEAD staff, its partner-beneficiaries, its funders and the general public. COLEAD cannot and does not guarantee the authenticity of information on the Internet. Links to non-COLEAD sites/platforms do not imply any official endorsement of, or responsibility for, the opinions, ideas, data or products presented on those sites, or any guarantee as to the validity of the information provided.

Unless otherwise stated, all material contained in this publication is the intellectual property of COLEAD and is protected by copyright or similar rights. As this content is compiled solely for educational and/or technical purposes, the publication may contain copyrighted material, the further use of which is not always specifically authorised by the copyright owner.

Mention of specific company or product names (whether or not indicated as registered) does not imply any intention to infringe proprietary rights and should not be construed as an endorsement or recommendation by COLEAD.

This publication is publicly available and may be freely used provided that the source is credited and/or the publication remains hosted on one of COLEAD's platforms. However, it is strictly forbidden for any third party to state or imply publicly that COLEAD is participating in, or has sponsored, approved or endorsed the manner or purpose of the use or reproduction of the information presented in this publication, without prior written consent from COLEAD. The use of the contents of this publication by any third party does not imply any affiliation and/or partnership with COLEAD.

Similarly, the use of any COLEAD trademark, official mark, official emblem or logo, or any other means of promotion or advertising, is strictly prohibited without the prior written consent of COLEAD. For more information, please contact COLEAD at network@colead.link

INTRODUCTION

The purpose of this brochure is to provide guidance to producers on how to dispose of surplus pesticides safely, respecting the environment in which they work and live, and to maintain material and equipment.

It is important for the operator, after spraying, to empty and clean the equipment without contaminating water supplies, and to check that protective clothing and equipment are stored in proper conditions.

You will find in this brochure the instructions to be followed after applying a pesticide mixture.

LIST OF INSTRUCTIONS TO BE FOLLOWED AFTER APPLICATION

DISPOSE OF THE SURPLUS SPRAY MIXTURE

1. Empty the tank over a grassy area well away from the crop and from any water sources (use area specifically set aside for this purpose).
2. Never spray the surplus on crops that will be harvested shortly. Never spray it on the family vegetable garden.
3. Do not pour the surplus spray mixture into a waterway, a sink or a toilet.

CLEAN AND PUT AWAY THE SPRAYER

1. Fill the tank with clean water to one third of its capacity.
2. Shake well and empty onto the grassy area well away from the crop and from water sources (use area specifically set aside for this purpose).
3. Fill the tank again one third full with clean water.
4. Spray the grassy area to empty the tank, rinsing the hose and nozzle.
5. Take the nozzle apart to clean and rinse the filter.
6. Store the empty and clean sprayer, in a dry place and separately from the pesticides.

CLEAN AND PUT AWAY THE OTHER EQUIPMENT

1. Rinse your gloves and boots before removing them.
2. Remove the protective clothing and equipment used.
3. Clean the clothing and equipment separately after each use.
4. Mend torn and or damaged clothing.
5. Store personal protective clothing and equipment in a cupboard, separately from the pesticides.

WASH

1. Immediately after spraying, wash your hands with soap and water, followed by the arms and face.
2. Shower completely after each day of spraying.

STAY WELL AWAY FROM THE TREATED FIELD

1. Do not allow access to the treated field for at least 24 hours.
2. Do not harvest the produce before the end of the time period shown on the label or the end of the PHI (pre-harvest interval).

DISPOSE OF THE SURPLUS SPRAY MIXTURE



- Empty the tank over a grassy area well away from the crop and from any water sources (use area specifically set aside for this purpose).




- Never spray the surplus on crops that will be harvested shortly. Never spray it on the family vegetable garden.



- Do not pour the surplus spray mixture into a waterway, a sink or a toilet.


CLEAN AND PUT AWAY THE SPRAYER



- Fill the tank with clean water to one third of its capacity.



- Shake well and empty onto the grassy area well away from the crop and from water sources (use area specifically set aside for this purpose).



- Fill the tank again one third full with clean water.

CLEAN AND PUT AWAY THE SPRAYER



- Spray the grassy area to empty the tank, rinsing the hose and nozzle.



- Take the nozzle apart to clean and rinse the filter.



- Store the empty and clean sprayer, in a dry place and separately from the pesticides.

CLEAN AND PUT AWAY THE OTHER EQUIPMENT



- Rinse your gloves and boots before removing them.



- Remove the protective clothing and equipment used.



- Clean the clothing and equipment separately after each use.

CLEAN AND PUT AWAY THE OTHER EQUIPMENT



- Mend torn and or damaged clothing.



- Store personal protective clothing and equipment in a cupboard, separately from the pesticides.

WASH



- Immediately after spraying, wash your hands with soap and water, followed by the arms and face.



- Shower completely after each day of spraying.

STAY WELL AWAY FROM THE TREATED FIELD



- Do not allow access to the treated field for at least 24 hours.
- Do not harvest the produce before the end of the time period shown on the label or the end of the PHI (pre-harvest interval).

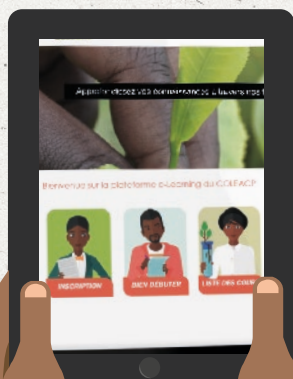
NOTES

A series of horizontal dotted lines for taking notes.

COLEAD E-LEARNING PLATFORM

RECEIVE YOUR ACCESS TO OUR DISTANCE LEARNING PLATFORM. RESERVED FOR STAKEHOLDERS IN THE AGRICULTURAL SECTOR IN AFRICAN, CARIBBEAN AND PACIFIC COUNTRIES.

TEST AND IMPROVE YOUR KNOWLEDGE
AT YOUR OWN RHYTHM!



<https://training.colead.link>



COLEAD

**SUSTAINABLE PRODUCTION
AND TRADE**

**SOCIAL ACCOUNTABILITY
AND EMPOWERMENT**

PLANT HEALTH

**ENVIRONMENTAL
MANAGEMENT**

FOOD SAFETY

**BUSINESS MANAGEMENT
AND DEVELOPMENT**

**AGRICULTURAL PRODUCTION
AND PROCESSING**

**TRAINING
METHODOLOGY**